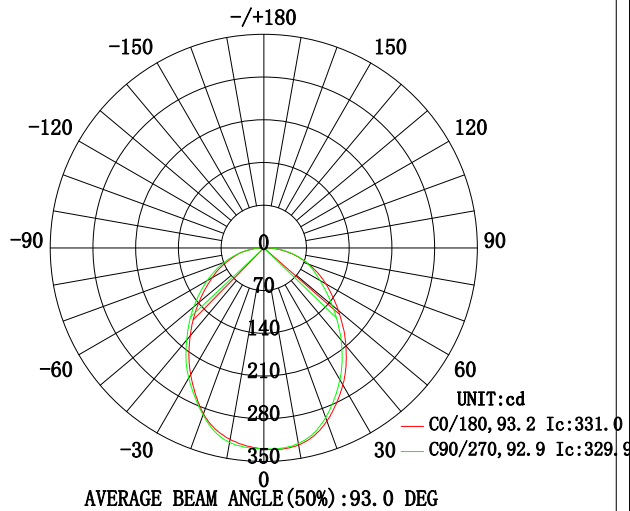


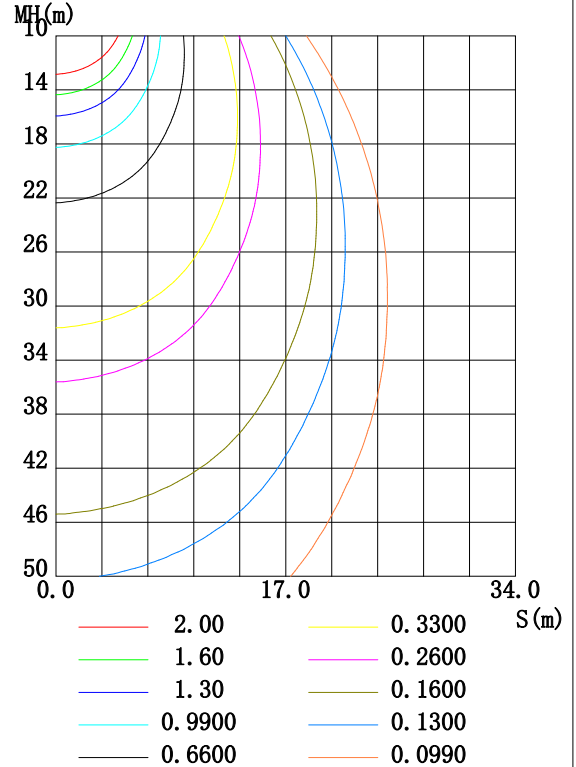
LUMINAIRE PHOTOMETRIC TEST REPORT

DATA OF LAMP		PHOTOMETRIC DATA				Eff: 59.03 lm/W
MODEL	53.22.0010.____	I _{max} (cd)	331.4	S/MH(C0/180)	1.18	
NOMINAL POWER(W)	12	LOR(%)	100.0	S/MH(C90/270)	1.14	
RATED VOLTAGE(V)	220	TOTAL FLUX(lm)	801.82	η UP, DN(C0-180)	0.1, 48.9	
NOMINAL FLUX(lm)	801.824	CIE CLASS	DIRECT	η UP, DN(C180-360)	0.1, 50.9	
LAMPS INSIDE	1	η up (%)	0.2	CIBSE SHR NOM	1.25	
TEST VOLTAGE(V)	220	η down (%)	99.8	CIBSE SHR MAX	1.30	

LUMINOUS INTENSITY DISTRIBUTION DIAGRAM



C0 PLANE ISOLUX DIAGRAM (UNIT:lx)



C Range: 0 - 360DEG
C Interval: 22.5DEG
Test Speed: HIGH
Temperature:25.3DEG
Operators:Near
Test Date:2017-11-24

γ Range: 0 - 180DEG
γ Interval: 0.5DEG
Test System:EVERFINE G0-R5000_V2 SYSTEM V2.0.354
Humidity:65.0%
Test Distance:2.686m [K=1.0000]
Remarks: File No.: WT-F-504-3206-01-A

ZONAL FLUX DIAGRAM:

γ	C0	C45	C90	C135	C180	C225	C270	C315	γ	Φ zone	Φ total	%lum, lamp
5	325.7	326.8	327.8	329.0	330.9	331.3	329.2	326.7	0- 5	7.864	7.864	0.98, 0.98
10	318.5	321.6	323.7	324.1	327.6	327.2	325.3	319.9	5- 10	23.33	31.20	3.89, 3.89
15	307.6	308.6	311.2	314.4	318.6	318.1	314.2	309.1	10- 15	37.77	68.97	8.6, 8.6
20	289.3	286.7	291.3	297.1	302.0	301.0	296.0	291.8	15- 20	50.09	119.1	14.8, 14.8
25	265.2	262.0	268.4	276.5	281.3	279.1	272.8	268.6	20- 25	59.32	178.4	22.2, 22.2
30	240.0	238.4	246.3	253.6	258.8	257.3	249.4	244.4	25- 30	65.72	244.1	30.4, 30.4
35	214.4	213.7	222.4	229.3	235.0	235.0	223.6	220.3	30- 35	69.58	313.7	39.1, 39.1
40	187.8	186.2	196.9	203.2	209.0	209.8	197.2	194.0	35- 40	70.32	384.0	47.9, 47.9
45	162.9	161.9	173.0	178.9	183.8	184.6	170.6	167.3	40- 45	68.46	452.5	56.4, 56.4
50	139.4	138.4	150.1	155.3	159.4	161.0	146.1	142.5	45- 50	64.88	517.3	64.5, 64.5
55	117.5	118.0	128.0	133.4	137.2	138.8	124.5	122.8	50- 55	59.89	577.2	72.72
60	97.88	100.4	107.6	112.5	117.0	118.7	106.2	105.3	55- 60	54.31	631.5	78.8, 78.8
65	80.56	84.26	87.81	92.57	97.83	99.34	90.87	88.06	60- 65	47.98	679.5	84.7, 84.7
70	62.86	67.77	69.00	73.22	78.31	79.93	76.50	69.85	65- 70	40.85	720.4	89.8, 89.8
75	47.89	49.65	50.59	54.17	59.21	61.11	60.09	52.77	70- 75	32.97	753.3	94.94
80	33.01	31.99	32.28	35.33	40.26	42.41	41.55	35.85	75- 80	24.40	777.7	97.97
85	17.09	16.16	16.23	17.86	22.11	24.19	23.62	20.29	80- 85	15.18	792.9	98.9, 98.9
90	2.843	0.3752	2.365	4.513	7.377	9.913	11.46	8.776	85- 90	7.141	800.1	99.8, 99.8
95	1.051	0.5148	0.0522	0.0414	0.1269	0.0275	0.3123	0.0284	90- 95	0.6383	800.7	99.9, 99.9
100	0.7800	0.0953	0.0767	0.0619	0.0426	0.0565	0.0436	0.3139	95-100	0.1232	800.8	99.9, 99.9
105	0.2143	0.0846	0.0776	0.0720	0.0486	0.0665	0.4270	0.1206	100-105	0.0768	800.9	99.9, 99.9
110	0.1372	0.0814	0.0799	0.0774	0.0572	0.0686	0.1373	0.0837	105-110	0.0502	800.9	99.9, 99.9
115	0.1183	0.0905	0.0847	0.0857	0.0676	0.0781	0.0916	0.0817	110-115	0.0442	801.0	99.9, 99.9
120	0.1171	0.1028	0.0936	0.0965	0.0868	0.0940	0.1060	0.0957	115-120	0.0447	801.0	99.9, 99.9
125	0.1287	0.1174	0.1079	0.1076	0.1103	0.1151	0.1289	0.1158	120-125	0.0496	801.1	99.9, 99.9
130	0.1477	0.1361	0.1259	0.1236	0.1349	0.1441	0.1571	0.1442	125-130	0.0555	801.1	99.9, 99.9
135	0.1835	0.1713	0.1612	0.1564	0.1674	0.1784	0.1912	0.1840	130-135	0.0631	801.2	99.9, 99.9
140	0.2148	0.2142	0.2015	0.1882	0.2191	0.2403	0.2605	0.2515	135-140	0.0738	801.3	99.9, 99.9
145	0.2436	0.2538	0.2389	0.2306	0.2935	0.3266	0.3528	0.3441	140-145	0.0849	801.4	99.9, 99.9
150	0.2638	0.2888	0.2673	0.2591	0.3802	0.4189	0.4432	0.4353	145-150	0.0927	801.5	100, 100
155	0.3058	0.3299	0.3012	0.3027	0.4639	0.5135	0.5305	0.5234	150-155	0.0953	801.6	100, 100
160	0.3452	0.3639	0.3283	0.3338	0.5614	0.5882	0.6036	0.5904	155-160	0.0920	801.6	100, 100
165	0.3668	0.3714	0.3323	0.3378	0.5946	0.6169	0.6342	0.6166	160-165	0.0780	801.7	100, 100
170	0.3899	0.3967	0.3392	0.3473	0.5978	0.5967	0.5898	0.5996	165-170	0.0573	801.8	100, 100
175	0.4304	0.4247	0.3634	0.3891	0.5567	0.5516	0.5342	0.5495	170-175	0.0339	801.8	100, 100
180	0.4995	0.4894	0.4532	0.4752	0.4989	0.4894	0.4544	0.4756	175-180	0.0113	801.8	100, 100
DEG	LUMINOUS INTENSITY:cd									UNIT:lm		

Conical surface Flux(90deg): 452.45 lm

%lum = 56.4%

%lamp = 56.4%

Conical surface Flux(120deg): 631.53 lm

%lum = 78.8%

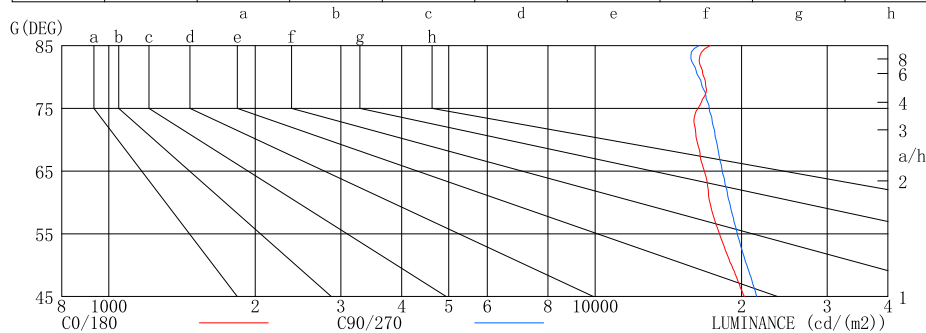
%lamp = 78.8%

C Range: 0 - 360DEG
C Interval: 22.5DEG
Test Speed: HIGH
Temperature:25.3DEG
Operators:Near
Test Date:2017-11-24

γ Range: 0 - 180DEG
γ Interval: 0.5DEG
Test System:EVERFINE GO-R5000_V2 SYSTEM V2.0.354
Humidity:65.0%
Test Distance:2.686m [K=1.0000]
Remarks: File No.: WT-F-504-3206-01-A

LUMINANCE LIMITATION CURVES

GLARE	CLASS	ILLUMINANCE (lx)							
1.15	A	2000	1000	500	<=300				
1.50	B		2000	1000	500	<=300			
1.85	C			2000	1000	500	<=300		
2.20	D				2000	1000	500	<=300	
2.55	E					2000	1000	500	<=300



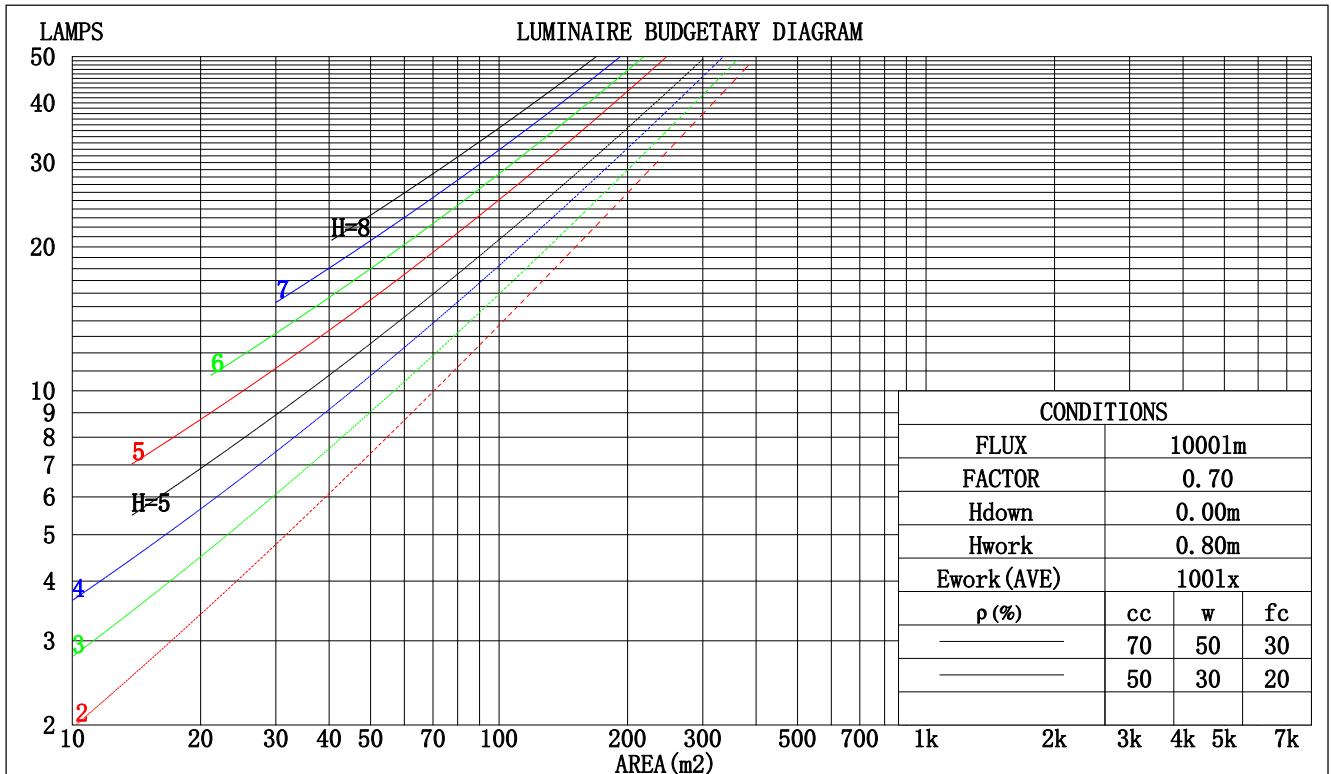
LUMINANCE cd/(m2)		
G (DEG)	C0/180	C90/270
85	17253	16357
80	16725	16328
75	16279	17172
70	16171	17722
65	16770	18253
60	17223	18906
55	18021	19599
50	19082	20513
45	20271	21487

C Range: 0 - 360DEG
C Interval: 22.5DEG
Test Speed: HIGH
Temperature: 25.3DEG
Operators: Near
Test Date: 2017-11-24

γ Range: 0 - 180DEG
 γ Interval: 0.5DEG
Test System: EVERFINE G0-R5000_V2 SYSTEM V2.0.354
Humidity: 65.0%
Test Distance: 2.686m [K=1.0000]
Remarks: File No.: WT-F-504-3206-01-A

CU AND LUMINAIRE BUDGETARY ESTIMATE DIAGRAM

pcc	80%			70%			50%			30%			10%			0
pw	50%	30%	10%	50%	30%	10%	50%	30%	10%	50%	30%	10%	50%	30%	10%	0
pfc	20%			20%			20%			20%			20%			0
RCR	RCR:Room Cavity Ratio						Coefficients of Utilization(CU)									
0.0	1.19	1.19	1.19	1.16	1.16	1.16	1.11	1.11	1.11	1.06	1.06	1.06	1.02	1.02	1.02	.00
1.0	1.04	.99	.95	1.01	.97	.94	.97	.94	.91	.93	.90	.88	.89	.87	.85	.83
2.0	.91	.84	.78	.89	.82	.77	.85	.80	.75	.82	.77	.74	.79	.75	.72	.70
3.0	.80	.72	.65	.78	.71	.65	.75	.69	.64	.73	.67	.63	.70	.65	.61	.59
4.0	.71	.63	.56	.70	.62	.55	.67	.60	.55	.65	.59	.54	.63	.58	.53	.51
5.0	.64	.55	.49	.63	.54	.48	.61	.53	.48	.59	.52	.47	.57	.51	.47	.45
6.0	.58	.49	.43	.57	.49	.42	.55	.48	.42	.53	.47	.42	.52	.46	.41	.39
7.0	.53	.44	.38	.52	.44	.38	.50	.43	.38	.49	.42	.37	.47	.41	.37	.35
8.0	.48	.40	.34	.48	.40	.34	.46	.39	.34	.45	.38	.34	.44	.38	.33	.31
9.0	.44	.36	.31	.44	.36	.31	.43	.36	.31	.42	.35	.30	.41	.35	.30	.28
10.0	.41	.33	.28	.41	.33	.28	.40	.33	.28	.39	.32	.28	.38	.32	.28	.26



C Range: 0 - 360DEG
C Interval: 22.5DEG
Test Speed: HIGH
Temperature:25.3DEG
Operators:Near
Test Date:2017-11-24

γ Range: 0 - 180DEG
γ Interval: 0.5DEG
Test System:EVERFINE GO-R5000_V2 SYSTEM V2.0.354
Humidity:65.0%
Test Distance:2.686m [K=1.0000]
Remarks: File No.: WT-F-504-3206-01-A

WEC AND CCEC

pcc	80%			70%			50%			30%			10%			0	
pw	50%	30%	10%	50%	30%	10%	50%	30%	10%	50%	30%	10%	50%	30%	10%	0	
pfc	20%			20%			20%			20%			20%			0	
RCR	RCR:Room Cavity Ratio						Wall Exitance Coefficients(WEC)										
0.0																	
1.0	.312	.178	.056	.305	.174	.055	.292	.167	.053	.279	.161	.052	.268	.155	.050		
2.0	.289	.158	.049	.283	.156	.048	.271	.151	.047	.260	.146	.046	.250	.141	.045		
3.0	.266	.141	.042	.260	.139	.042	.250	.135	.041	.240	.132	.040	.231	.128	.040		
4.0	.244	.127	.037	.240	.125	.037	.230	.122	.036	.222	.119	.036	.214	.116	.035		
5.0	.226	.115	.033	.221	.114	.033	.213	.111	.033	.206	.108	.032	.198	.106	.032		
6.0	.209	.105	.030	.205	.104	.030	.198	.101	.030	.191	.099	.029	.185	.097	.029		
7.0	.195	.096	.027	.191	.095	.027	.185	.093	.027	.179	.092	.027	.173	.090	.026		
8.0	.182	.089	.025	.179	.088	.025	.173	.086	.025	.168	.085	.024	.162	.083	.024		
9.0	.171	.082	.023	.168	.082	.023	.163	.080	.023	.158	.079	.023	.153	.078	.022		
10.0	.160	.077	.021	.158	.076	.021	.153	.075	.021	.149	.074	.021	.145	.073	.021		

pcc	80%			70%			50%			30%			10%			0	
pw	50%	30%	10%	50%	30%	10%	50%	30%	10%	50%	30%	10%	50%	30%	10%	0	
pfc	20%			20%			20%			20%			20%			0	
RCR	RCR:Room Cavity Ratio						Ceiling Cavity Exitance Coefficients(CCEC)										
0.0	.192	.192	.192	.164	.164	.164	.112	.112	.112	.064	.064	.064	.021	.021	.021		
1.0	.182	.158	.136	.156	.135	.117	.107	.093	.081	.061	.054	.047	.020	.017	.015		
2.0	.174	.134	.100	.149	.115	.086	.102	.080	.060	.059	.046	.035	.019	.015	.012		
3.0	.165	.116	.077	.142	.100	.066	.097	.070	.047	.056	.041	.027	.018	.013	.009		
4.0	.157	.103	.061	.135	.089	.053	.093	.062	.037	.054	.036	.022	.017	.012	.007		
5.0	.150	.092	.050	.129	.080	.043	.089	.056	.030	.051	.033	.018	.017	.011	.006		
6.0	.142	.084	.042	.122	.072	.036	.084	.051	.026	.049	.030	.015	.016	.010	.005		
7.0	.136	.077	.036	.117	.067	.031	.081	.047	.022	.047	.027	.013	.015	.009	.004		
8.0	.129	.071	.031	.111	.062	.027	.077	.043	.019	.045	.025	.011	.014	.008	.004		
9.0	.123	.066	.027	.106	.057	.024	.073	.040	.017	.043	.024	.010	.014	.008	.003		
10.0	.117	.062	.025	.101	.054	.021	.070	.038	.015	.041	.022	.009	.013	.007	.003		

C Range: 0 - 360DEG
 C Interval: 22.5DEG
 Test Speed: HIGH
 Temperature:25.3DEG
 Operators:Near
 Test Date:2017-11-24

γ Range: 0 - 180DEG
 γ Interval: 0.5DEG
 Test System:EVERFINE GO-R5000_V2 SYSTEM V2.0.354
 Humidity:65.0%
 Test Distance:2.686m [K=1.0000]
 Remarks: File No.: WT-F-504-3206-01-A

UGR(Unified Glare Rating) Table

ceiling/cavity	0.7	0.7	0.5	0.5	0.3	0.7	0.7	0.5	0.5	0.3
walls	0.5	0.3	0.5	0.3	0.3	0.5	0.3	0.5	0.3	0.3
working plane	0.2	0.2	0.2	0.2	0.2	0.2	0.2	0.2	0.2	0.2
Room dimensions	Viewed crosswise					Viewed endwise				
x = 2H y = 2H	22.9	24.4	23.2	24.6	24.8	23.5	25.0	23.8	25.2	25.4
3H	24.5	25.8	24.8	26.1	26.3	25.1	26.4	25.4	26.7	26.9
4H	25.2	26.5	25.5	26.8	27.0	25.7	27.0	26.1	27.3	27.6
6H	25.8	27.1	26.2	27.4	27.6	26.3	27.5	26.6	27.8	28.1
8H	26.1	27.3	26.4	27.6	27.9	26.5	27.6	26.8	27.9	28.2
12H	26.3	27.4	26.6	27.7	28.0	26.6	27.7	26.9	28.0	28.3
4H 2H	23.6	24.9	23.9	25.2	25.4	24.0	25.3	24.4	25.6	25.9
3H	25.3	26.5	25.7	26.8	27.1	25.8	27.0	26.2	27.3	27.6
4H	26.2	27.3	26.6	27.6	27.9	26.6	27.7	27.0	28.0	28.4
6H	27.0	28.0	27.4	28.3	28.7	27.3	28.3	27.7	28.6	29.0
8H	27.3	28.2	27.7	28.6	29.0	27.6	28.4	28.0	28.8	29.2
12H	27.6	28.4	28.0	28.8	29.2	27.8	28.6	28.2	29.0	29.4
8H 4H	26.6	27.5	27.0	27.8	28.2	26.9	27.8	27.4	28.2	28.6
6H	27.6	28.3	28.0	28.7	29.1	27.8	28.5	28.2	28.9	29.4
8H	28.0	28.6	28.4	29.0	29.5	28.1	28.8	28.6	29.2	29.7
12H	28.3	28.9	28.8	29.3	29.8	28.4	29.0	28.9	29.5	29.9
12H 4H	26.6	27.4	27.1	27.8	28.2	27.0	27.8	27.4	28.2	28.6
6H	27.6	28.3	28.1	28.7	29.2	27.9	28.5	28.3	28.9	29.4
8H	28.1	28.7	28.6	29.1	29.6	28.3	28.8	28.8	29.3	29.8
Variations with the observer position at spacings:										
S = 1.0H	+ 0.1 / - 0.2					+ 0.1 / - 0.2				
1.5H	+ 0.1 / - 0.2					+ 0.1 / - 0.2				
2.0H	+ 0.1 / - 0.2					+ 0.2 / - 0.3				

CIE Pub.117, 801.8 lm Total Lamp Luminous Flux Correct ($8\log(F/F_0) = -0.8$)

C Range: 0 - 360DEG
C Interval: 22.5DEG
Test Speed: HIGH
Temperature:25.3DEG
Operators:Near
Test Date:2017-11-24

γ Range: 0 - 180DEG
 γ Interval: 0.5DEG
Test System:EVERFINE GO-R5000_V2 SYSTEM V2.0.354
Humidity:65.0%
Test Distance:2.686m [K=1.0000]
Remarks: File No.: WT-F-504-3206-01-A

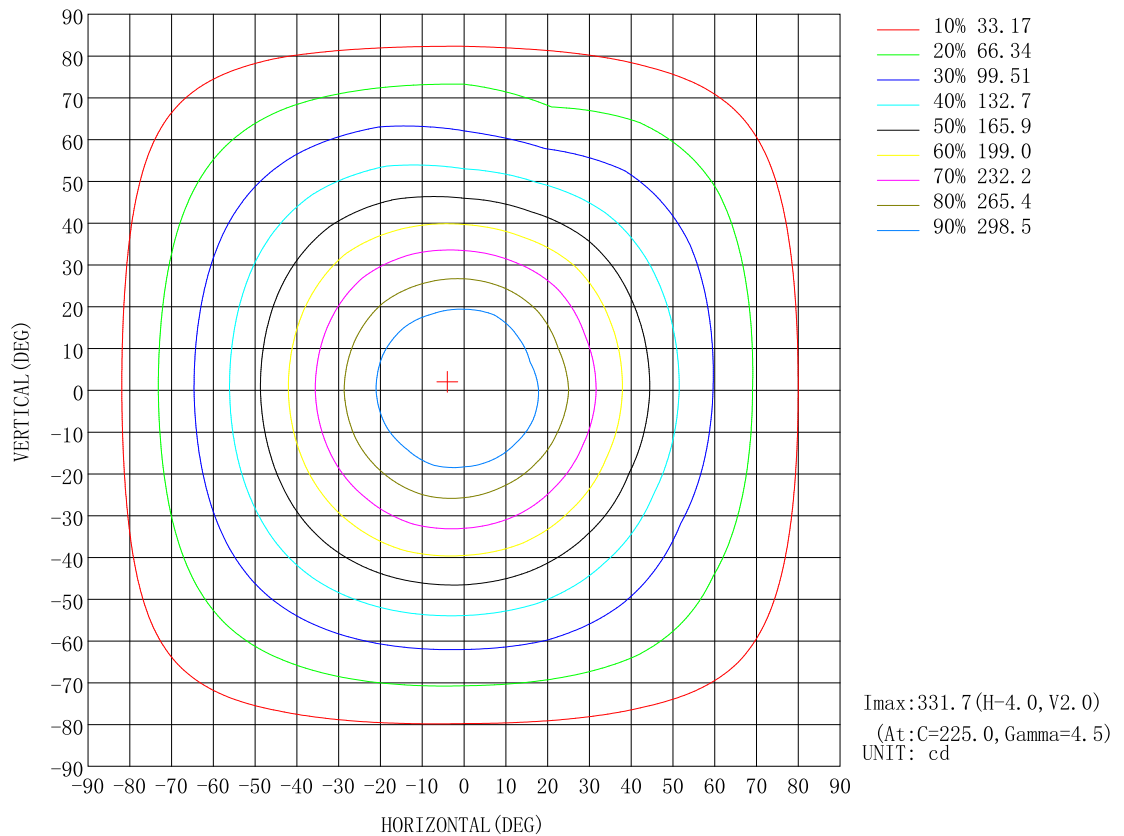
UTILIZATION FACTORS TABLE

REFLECTANCE										
Ceiling	0.8	0.8	0.8	0.7	0.7	0.7	0.5	0.5	0.5	0
Walls	0.7	0.5	0.3	0.7	0.5	0.3	0.7	0.5	0.3	0
Working plane	0.2	0.2	0.2	0.2	0.2	0.2	0.2	0.2	0.2	0
ROOM INDEX	UTILIZATION FACTORS (PERCENT) $k(RI) \times RCR = 5$									
$k = 0.60$	60	48	42	59	48	42	58	48	41	35
0.80	69	58	51	68	58	51	67	57	50	44
1.00	77	67	59	76	66	59	74	67	59	52
1.25	84	74	67	83	73	66	80	72	66	58
1.50	89	79	72	87	78	72	84	77	71	63
2.00	95	87	81	94	86	80	90	83	78	71
2.50	99	91	85	97	90	85	93	87	83	74
3.00	102	96	90	100	94	89	96	91	87	78
4.00	106	101	96	104	99	94	100	95	92	83
5.00	109	104	100	106	102	98	102	98	95	86
ROOM INDEX	UF (total)									Direct
According to DIN EN 13032-2 2004			Suspended					SHRNOM = 1.25		

C Range: 0 - 360DEG
 C Interval: 22.5DEG
 Test Speed: HIGH
 Temperature: 25.3DEG
 Operators: Near
 Test Date: 2017-11-24

γ Range: 0 - 180DEG
 γ Interval: 0.5DEG
 Test System: EVERFINE GO-R5000_V2 SYSTEM V2.0.354
 Humidity: 65.0%
 Test Distance: 2.686m [K=1.0000]
 Remarks: File No.: WT-F-504-3206-01-A

ISOCANDELA DIAGRAM

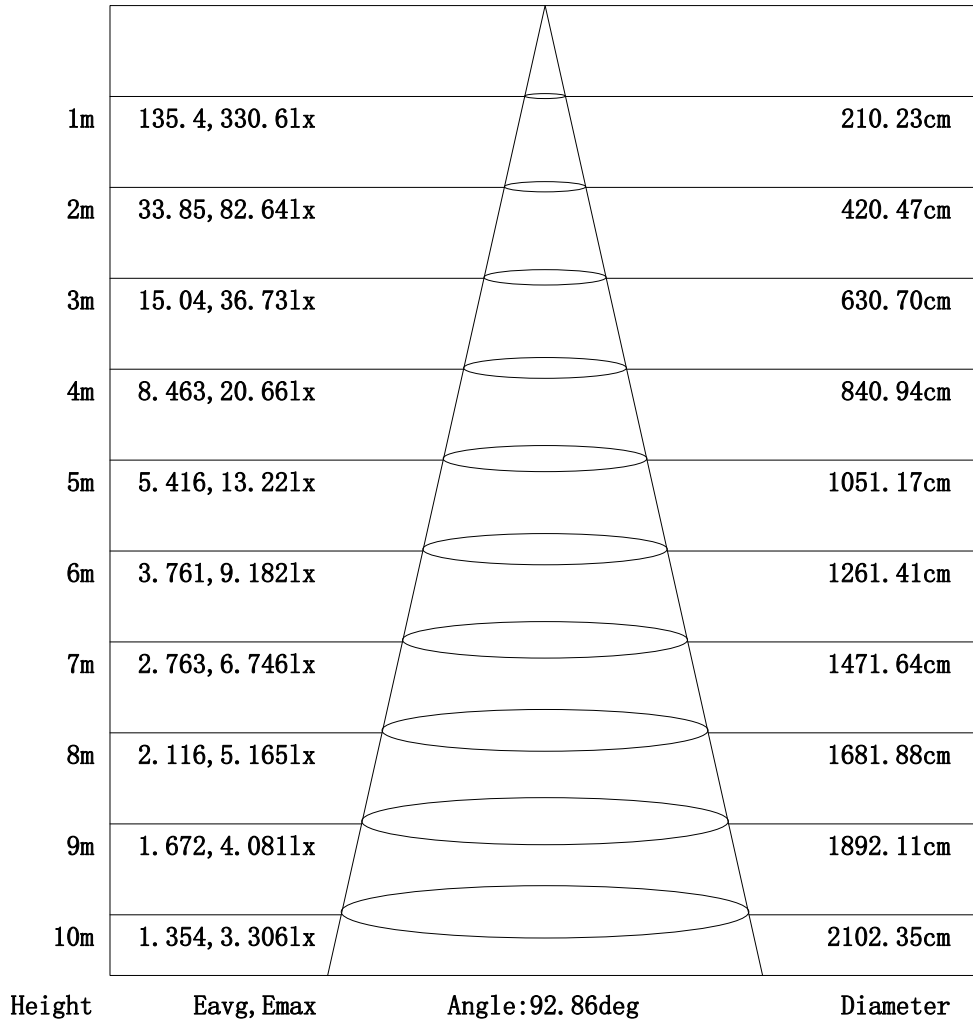


C Range: 0 - 360DEG
C Interval: 22.5DEG
Test Speed: HIGH
Temperature: 25.3DEG
Operators: Near
Test Date: 2017-11-24

γ Range: 0 - 180DEG
 γ Interval: 0.5DEG
Test System: EVERFINE GO-R5000_V2 SYSTEM V2.0.354
Humidity: 65.0%
Test Distance: 2.686m [K=1.0000]
Remarks: File No.: WT-F-504-3206-01-A

AAI Figure

Flux out:472.4 lm

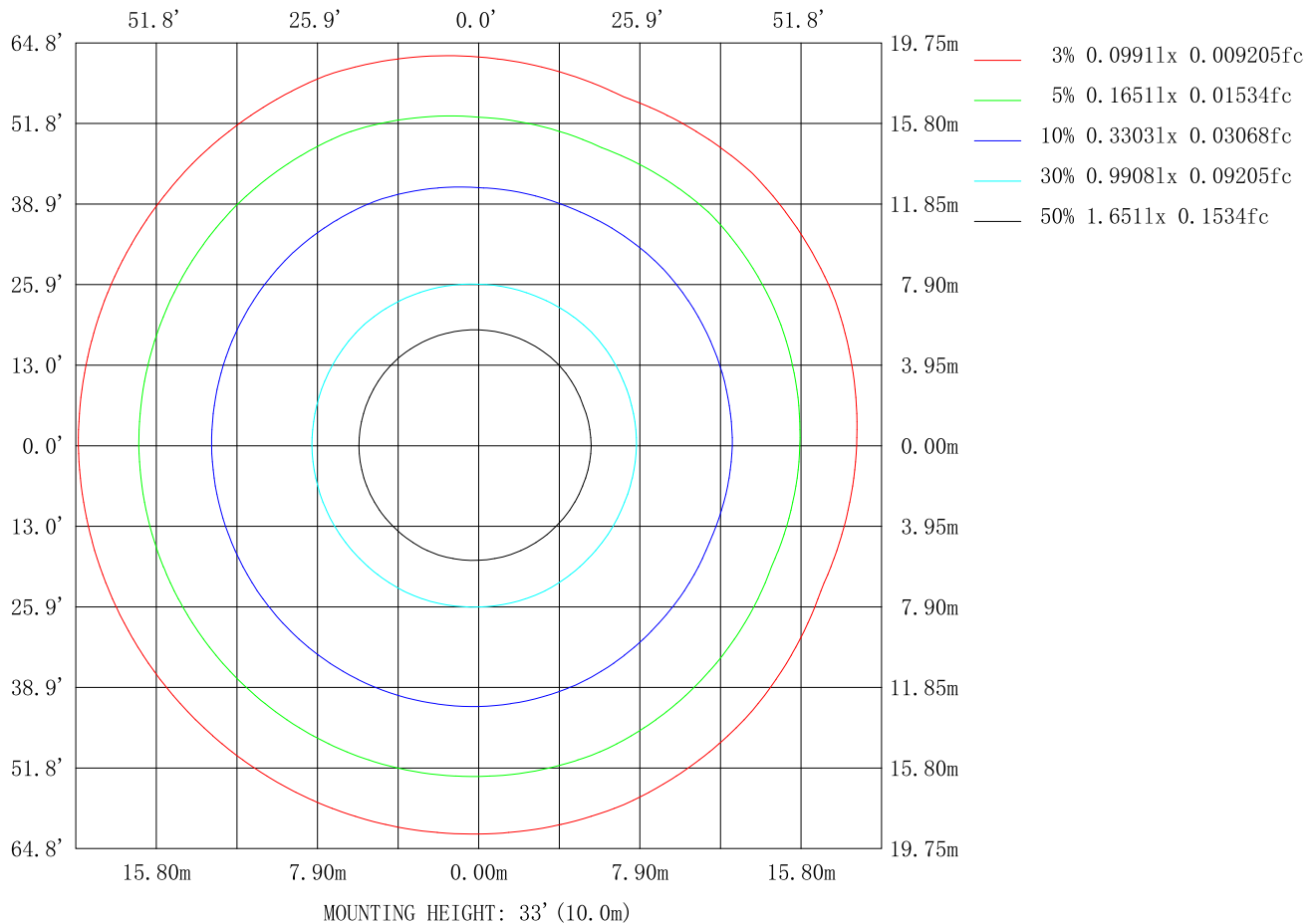


Note:The Curves indicate the illuminated area and the average illumination when the luminaire is at different distance.

C Range: 0 - 360DEG
C Interval: 22.5DEG
Test Speed: HIGH
Temperature:25.3DEG
Operators:Near
Test Date:2017-11-24

γ Range: 0 - 180DEG
 γ Interval: 0.5DEG
Test System:EVERFINE GO-R5000_V2 SYSTEM V2.0.354
Humidity:65.0%
Test Distance:2.686m [K=1.0000]
Remarks: File No.: WT-F-504-3206-01-A

ISOLUX DIAGRAM



C Range: 0 - 360DEG
C Interval: 22.5DEG
Test Speed: HIGH
Temperature: 25.3DEG
Operators: Near
Test Date: 2017-11-24

γ Range: 0 - 180DEG
 γ Interval: 0.5DEG
Test System: EVERFINE GO-R5000_V2 SYSTEM V2.0.354
Humidity: 65.0%
Test Distance: 2.686m [K=1.0000]
Remarks: File No.: WT-F-504-3206-01-A

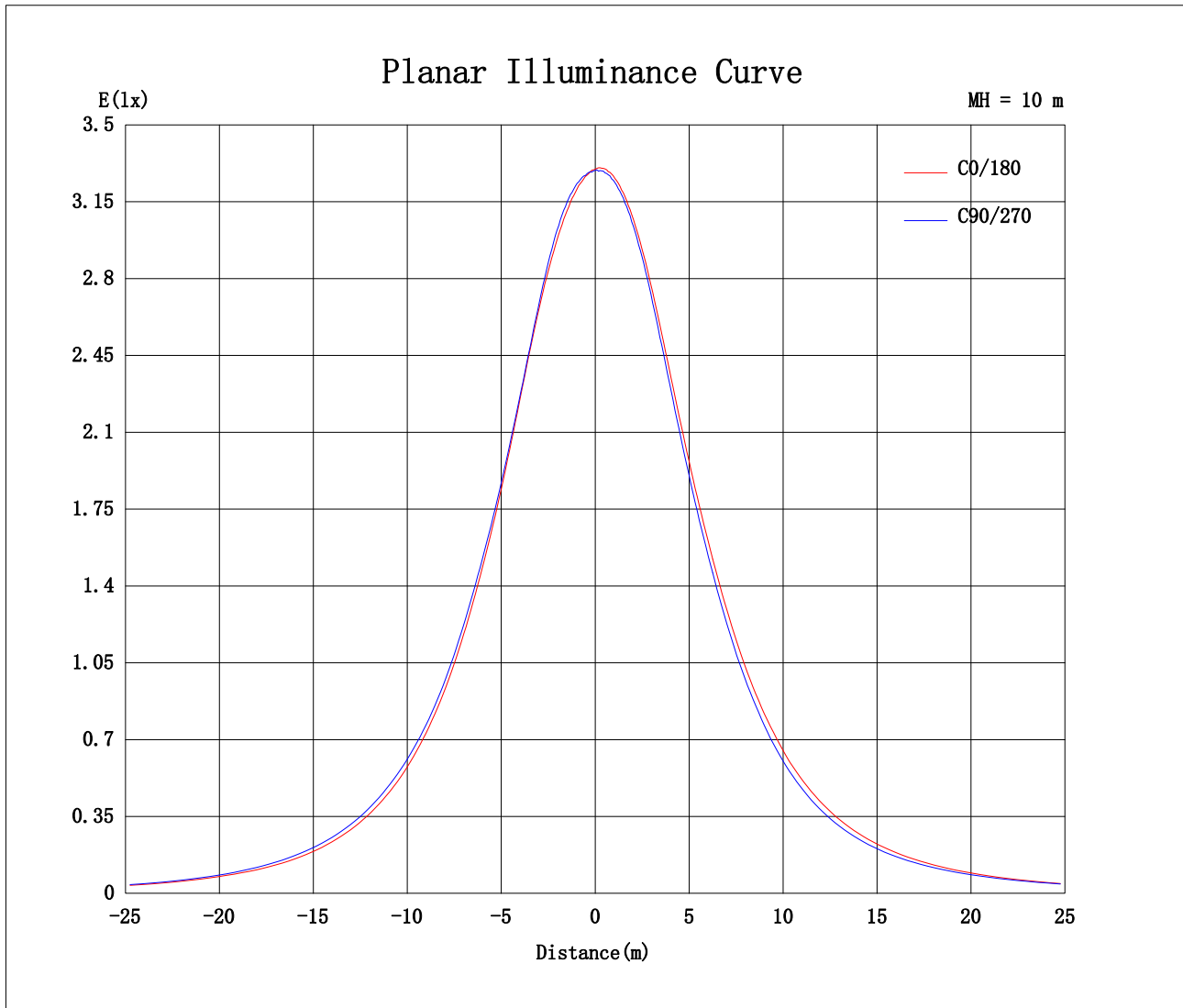
LED Avg. L Report

AvgL	cd/m2
L_0~180 (65) av	18542
L_0~180 (75) av	18177
L_0~180 (85) av	19757
L_90~270 (65) av	18573
L_90~270 (75) av	18785
L_90~270 (85) av	20082
L_45 (65) av	18929
L_45 (75) av	18474
L_45 (85) av	19781

Standard: GB/T 29293-2012

C Range: 0 - 360DEG
C Interval: 22.5DEG
Test Speed: HIGH
Temperature: 25.3DEG
Operators: Near
Test Date: 2017-11-24

γ Range: 0 - 180DEG
 γ Interval: 0.5DEG
Test System: EVERFINE G0-R5000_V2 SYSTEM V2.0.354
Humidity: 65.0%
Test Distance: 2.686m [K=1.0000]
Remarks: File No.: WT-F-504-3206-01-A



C Range: 0 - 360DEG
 C Interval: 22.5DEG
 Test Speed: HIGH
 Temperature: 25.3DEG
 Operators: Near
 Test Date: 2017-11-24

γ Range: 0 - 180DEG
 γ Interval: 0.5DEG
 Test System: EVERFINE G0-R5000_V2 SYSTEM V2.0.354
 Humidity: 65.0%
 Test Distance: 2.686m [K=1.0000]
 Remarks: File No.: WT-F-504-3206-01-A

LUMINOUS DISTRIBUTION INTENSITY DATA

Table—1

UNIT: cd

γ (DEG) \ C (DEG)	0	22.5	45	67.5	90	112.5	135	157.5	180	202.5	225	247.5	270	292.5	315	337.5			
0	329	329	329	329	329	329	329	329	329	329	329	329	329	329	329	329			
5	326	326	327	328	328	328	329	330	331	331	331	330	329	328	327	325			
10	318	321	322	323	324	324	324	326	328	327	327	326	325	323	320	318			
15	308	309	309	310	311	314	314	317	319	318	318	316	314	313	309	306			
20	289	288	287	289	291	296	297	301	302	303	301	297	296	296	292	288			
25	265	262	262	264	268	273	276	280	281	281	279	275	273	271	269	263			
30	240	238	238	243	246	251	254	258	259	258	257	253	249	246	244	240			
35	214	212	214	219	222	227	229	233	235	235	235	230	224	220	220	216			
40	188	183	186	193	197	202	203	207	209	210	210	204	197	193	194	190			
45	163	158	162	168	173	176	179	181	184	185	185	179	171	166	167	164			
50	139	135	138	146	150	153	155	157	159	161	161	157	146	142	142	140			
55	117	113	118	125	128	131	133	135	137	138	139	136	124	119	123	121			
60	97.9	93.4	100	106	108	110	113	115	117	118	119	117	106	99.0	105	104			
65	80.6	76.7	84.3	87.0	87.8	90.3	92.6	95.1	97.8	98.8	99.3	98.7	90.9	80.2	88.1	86.9			
70	62.9	63.5	67.8	68.5	69.0	71.4	73.2	75.8	78.3	80.2	79.9	79.3	76.5	64.6	69.9	69.1			
75	47.9	50.3	49.7	50.3	50.6	52.6	54.2	56.6	59.2	60.1	61.1	60.7	60.1	53.2	52.8	51.7			
80	33.0	33.1	32.0	32.3	32.3	34.0	35.3	37.7	40.3	41.3	42.4	42.0	41.6	39.5	35.8	34.6			
85	17.1	17.0	16.2	16.5	16.2	17.5	17.9	19.9	22.1	22.8	24.2	24.0	23.6	21.9	20.3	18.2			
90	2.84	0.27	0.38	0.73	2.36	2.77	4.51	3.90	7.38	6.81	9.91	11.3	11.5	11.0	8.78	4.72			
95	1.05	1.03	0.51	0.04	0.05	0.04	0.04	0.05	0.13	0.12	0.03	0.10	0.31	0.15	0.03	0.68			
100	0.78	0.28	0.10	0.07	0.08	0.07	0.06	0.05	0.04	0.05	0.06	0.05	0.04	0.05	0.31	0.71			
105	0.21	0.09	0.08	0.07	0.08	0.08	0.07	0.06	0.05	0.05	0.07	0.13	0.43	0.06	0.12	0.17			
110	0.14	0.08	0.08	0.08	0.08	0.08	0.08	0.07	0.06	0.06	0.07	0.09	0.14	0.13	0.08	0.09			
115	0.12	0.09	0.09	0.09	0.08	0.08	0.09	0.08	0.07	0.07	0.08	0.09	0.09	0.10	0.08	0.08			
120	0.12	0.10	0.10	0.10	0.09	0.09	0.10	0.10	0.09	0.09	0.09	0.11	0.11	0.11	0.10	0.09			
125	0.13	0.12	0.12	0.12	0.11	0.10	0.11	0.11	0.11	0.11	0.12	0.13	0.13	0.13	0.12	0.12			
130	0.15	0.14	0.14	0.14	0.13	0.12	0.12	0.13	0.13	0.14	0.14	0.15	0.16	0.16	0.14	0.15			
135	0.18	0.18	0.17	0.17	0.16	0.16	0.16	0.17	0.17	0.18	0.18	0.19	0.19	0.19	0.18	0.19			
140	0.21	0.21	0.21	0.21	0.20	0.20	0.19	0.19	0.22	0.23	0.24	0.26	0.26	0.26	0.25	0.24			
145	0.24	0.25	0.25	0.25	0.24	0.23	0.23	0.22	0.29	0.31	0.33	0.34	0.35	0.36	0.34	0.32			
150	0.26	0.28	0.29	0.28	0.27	0.26	0.26	0.25	0.38	0.39	0.42	0.44	0.44	0.45	0.44	0.41			
155	0.31	0.32	0.33	0.32	0.30	0.30	0.30	0.29	0.46	0.48	0.51	0.53	0.53	0.54	0.52	0.51			
160	0.35	0.36	0.36	0.34	0.33	0.32	0.33	0.33	0.56	0.56	0.59	0.59	0.60	0.62	0.59	0.58			
165	0.37	0.38	0.37	0.34	0.33	0.33	0.34	0.34	0.59	0.60	0.62	0.61	0.63	0.63	0.62	0.62			
170	0.39	0.40	0.40	0.35	0.34	0.32	0.35	0.36	0.60	0.60	0.60	0.58	0.59	0.59	0.60	0.59			
175	0.43	0.43	0.42	0.39	0.36	0.36	0.39	0.41	0.56	0.56	0.55	0.52	0.53	0.53	0.55	0.55			
180	0.50	0.49	0.49	0.46	0.45	0.45	0.48	0.49	0.50	0.49	0.49	0.45	0.45	0.45	0.48	0.49			

C Range: 0 - 360DEG

C Interval: 22.5DEG

Test Speed: HIGH

Temperature:25.3DEG

Operators:Near

Test Date:2017-11-24

 γ Range: 0 - 180DEG

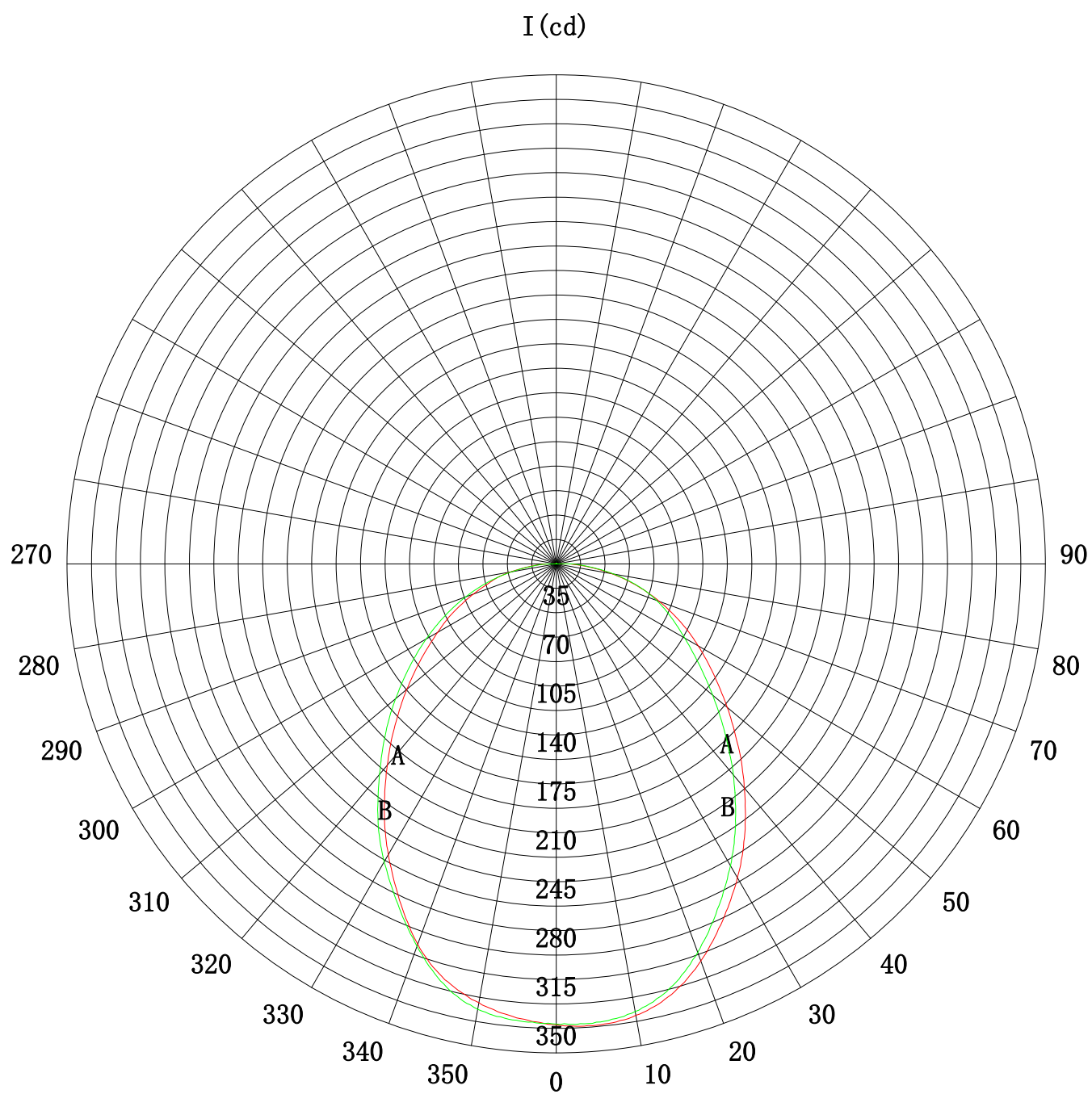
 γ Interval: 0.5DEG

Test System:EVERFINE GO-R5000_V2 SYSTEM V2.0.354

Humidity:65.0%

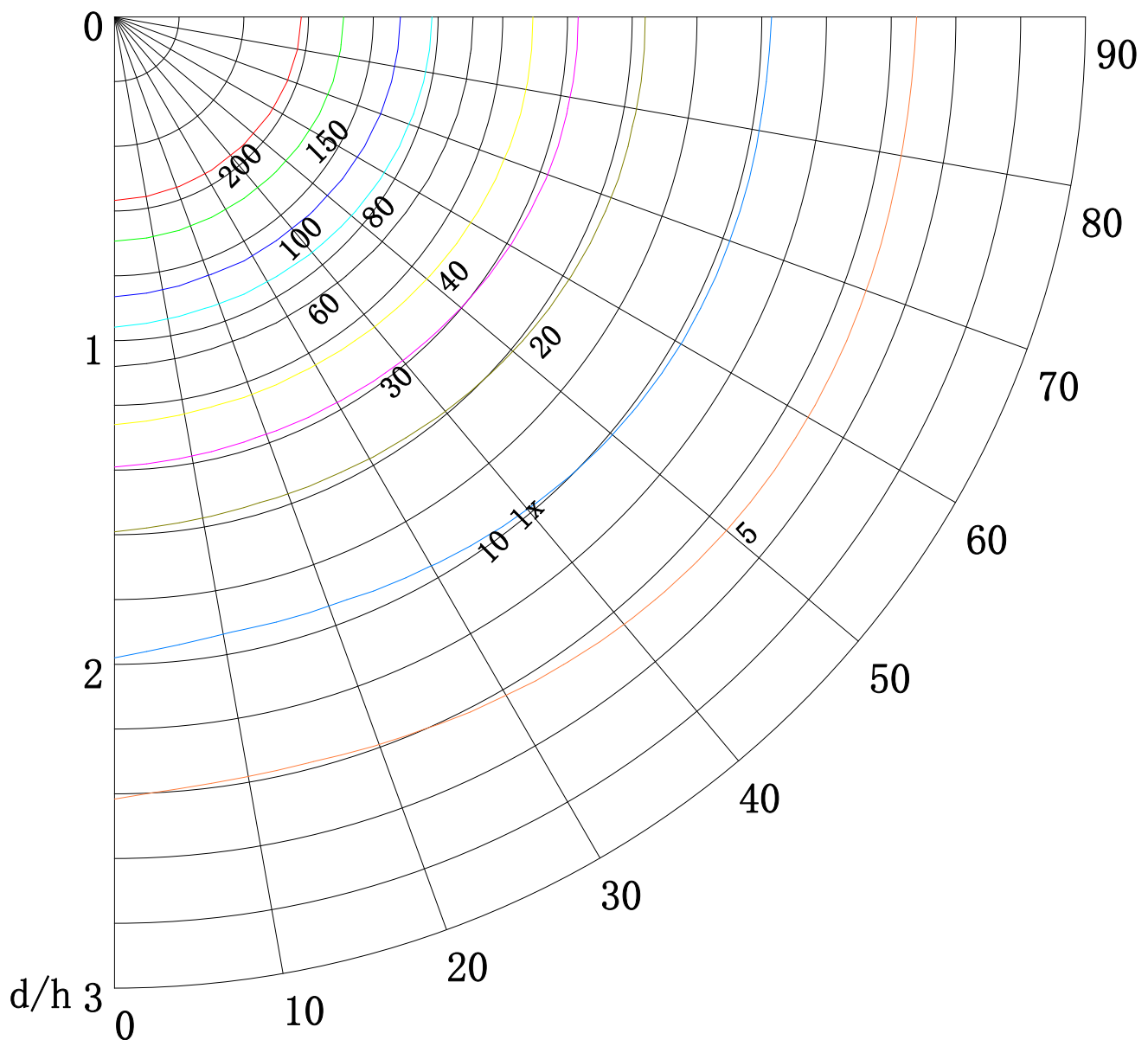
Test Distance:2.686m [K=1.0000]

Remarks: File No.: WT-F-504-3206-01-A



1000 lm

$K = 1$



F = 1000 lm
K = 0.7
Hcc = 0.8 m
Hfc = 0.0 m
Eave = 100 lx

	Pcc	Pw	Pfc
————	70	50	30
————	50	30	20

